

## December 2020 Quarterly Activities Report

**Outstanding results from the Yalgoo Gold Project, with Firefly on-track to deliver an updated Mineral Resource for the Melville Deposit in Q1 2021 | Manganese demerger**

### YALGOO GOLD PROJECT, WA

- Drilling continued at the Yalgoo Gold Project, with 6,200m drilled so far of the 10,000m of drilling planned to validate and expand existing Resources and test multiple exploration targets.
- Outstanding results from second phase of RC drilling, with results confirming the presence of thick, shallow zones of mineralisation at the Melville Gold Deposit. Assays include:
  - 22m @ 5.36g/t incl. 5m @ 17.50g/t incl. 1m @ 73.30g/t (FMRC0031);
  - 24m @ 3.50g/t incl. 3m @ 11.77g/t and 4m @ 7.71g/t, 2m @ 2.97g/t and 5m @ 3.39g/t incl. 2m @ 6.50g/t (FMRC0011);
  - 17m @ 2.75g/t incl. 3m @ 7.48g/t (FMRC0033);
  - 50m @ 1.40g/t incl. 4m @ 5.20g/t and 5m @ 4.04g/t (FMRC0018);
  - 30m @ 1.35g/t incl. 10m @ 2.62g/t from 2m (FMRC0026);
  - 30m @ 1.23g/t incl. 6m @ 7.48g/t (FMRC0021);
  - 50m @ 1.10g/t incl. 20m @ 2.02g/t (FMRC0025); and
  - 31m @ 1.00g/t incl. 3m 5.82g/t (FMRC0024).
- The third phase of drilling completed prior to Christmas targeted potential extensions to the historical (JORC 2004) mineral resource, including an area approximately 500m north along the main Melville mineralised trend.
- The three completed phases of resource extension drilling have the potential to significantly add to the upcoming Melville resource update, which is on track for completion in Q1 2021.
- Further strategic consolidation of the Yalgoo Gold Field, with the acquisition of the City of Melbourne Gold Mine.

### PATERSON COPPER-GOLD PROJECT, WA

- Field activity planning underway, including drill planning for the shallow Wanderer copper-gold-molybdenum prospect.

### CORPORATE

- Completion of strongly supported \$6m capital raising to accelerate gold drilling at Yalgoo.
- Firefly to demerge its 100%-owned Oakover Manganese Project and create a separate ASX-listed manganese-focused company, Firebird Metals, with Firefly shareholders to receive an in-specie distribution of Firebird shares and priority entitlement in the Firebird IPO.
- Cash reserves as at 31 December 2020 of \$6.3 million.

Firefly Managing Director, Simon Lawson, said: *"This has been another great quarter for Firefly with the second phase of RC drilling at the Yalgoo Gold Project delivering further exceptional results that are really starting to demonstrate the project's potential."*

*"Drilling so far has confirmed the presence of a consistent, wide mineralised zone along and across the Melville Deposit, with local and regional upside also starting to become evident through the newly discovered high-grade zone below and to the east of Melville. The correlation of regional architecture to historical high-grade intercepts also indicates that Yalgoo has genuine kilometre-scale potential."*

*"As part of this drilling, we have purposely undertaken a systematic drill-out of areas that we believed were more 'at-risk' in the historical Melville resource estimate when we acquired the project, with the results returned during the December Quarter producing some spectacular gold results and strongly validating the historical resource model - giving us a high level of confidence in the previous estimate."*

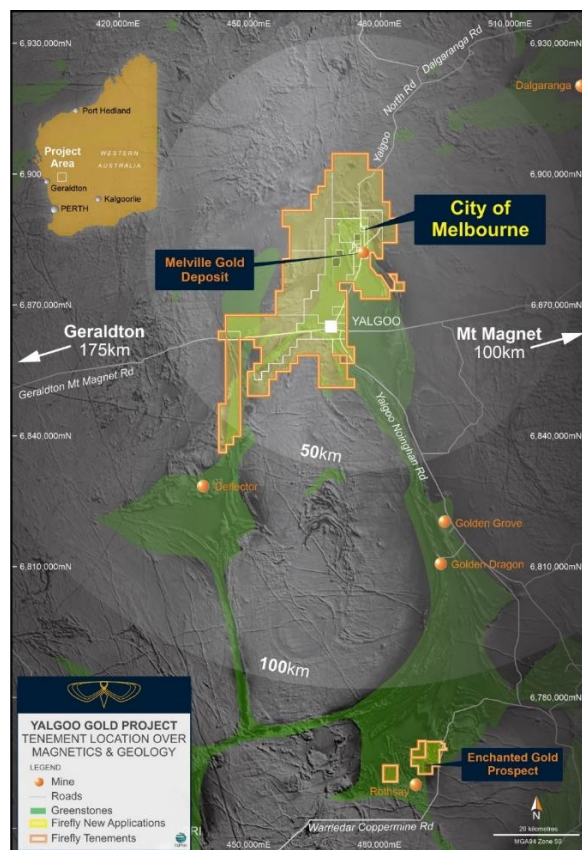
*"These results will feed into an updated JORC 2012 Mineral Resource estimate for Melville, which is scheduled for delivery in the March 2021 Quarter."*

*"The next phase of drilling is already underway, targeting resource extensions up to 500 metres along strike from the historical Melville resource."*

*"We were also very pleased to secure a new strategic tenement at Yalgoo during the Quarter, with the acquisition of the high-grade historical City of Melbourne Gold Mine representing the last remaining substantial gold asset in the Yalgoo Goldfield not already held under Firefly's ownership."*

*"On the corporate front, we are excited by the proposed demerger of our non-core Oakover manganese asset into a new listed company, which has the potential to deliver a win-win for Firefly shareholders."*

## YALGOO GOLD PROJECT



**Figure 1.** Firefly's Yalgoo Gold Project, including the newly-acquired City of Melbourne Gold Mine, illustrating regional-scale tenure of the under-explored greenstone belt and proximity to multiple gold-specific and gold-capable process plants.

Drilling continued at the Yalgoo Gold Project throughout the reporting period, as part of the 10,000m of Reverse Circulation (RC) drilling planned across the main Melville Gold Deposit and the Don Bradman Gold Prospect to the south of Melville.

The drilling to date has been conducted in "mini-campaigns" comprising several stages of 2,000m-3,000m per stage with roughly four weeks between each stage. The staged approach is designed to allow assays from each preceding stage to be returned and be fully evaluated by the Firefly geology team so that the following phase of drilling can be targeted most effectively.

During the December Quarter, results from the 24-hole Phase 2 Reverse Circulation (RC) drill program confirmed the presence of thick, shallow zones of mineralisation at the Melville Gold Deposit, with highlights including:

- 22m @ 5.36g/t incl. 5m @ 17.50g/t incl. 1m @ 73.30g/t (FMRC0031);
- 24m @ 3.50g/t incl. 3m @ 11.77g/t and 4m @ 7.71g/t, 2m @ 2.97g/t and 5m @ 3.39g/t incl. 2m @ 6.50g/t (FMRC0011);
- 17m @ 2.75g/t incl. 3m @ 7.48g/t (FMRC0033);
- 50m @ 1.40g/t incl. 4m @ 5.20g/t and 5m @ 4.04g/t (FMRC0018);

- 30m @ 1.35g/t incl. 10m @ 2.62g/t from 2m (FMRC0026);
- 30m @ 1.23g/t incl. 6m @ 7.48g/t (FMRC0021);
- 50m @ 1.10g/t incl. 20m @ 2.02g/t (FMRC0025); and
- 31m @ 1.00g/t incl. 3m 5.82g/t (FMRC0024).

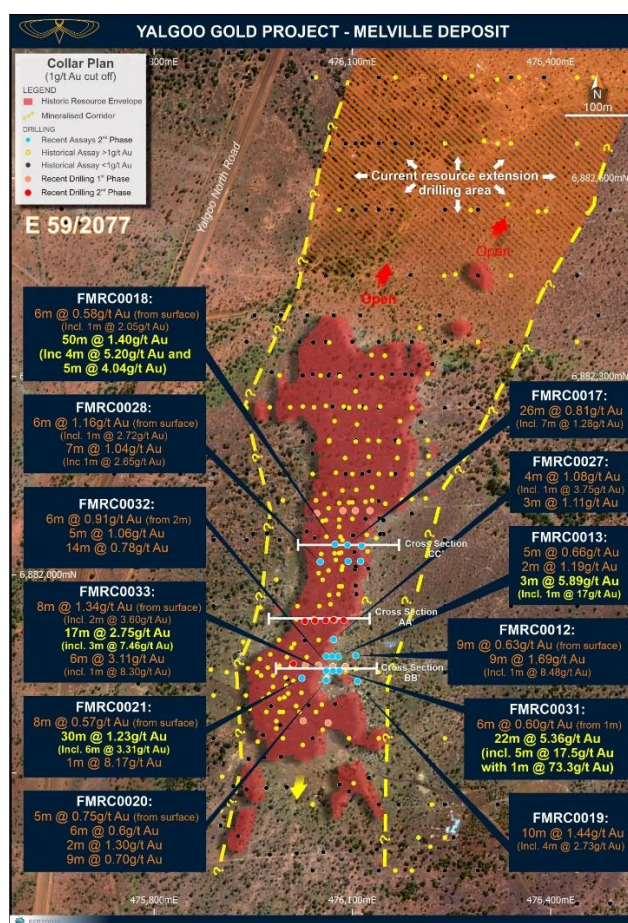
The first seven holes of the RC program were all drilled within the footprint of the Melville Gold Deposit to test the width and continuity of the mineralisation in the "Saddle" area (section "AA"). One hole, FMRC0011, was drilled to complete coverage of the very-high-grade section seen in the first drill campaign (section "BB").

The Saddle area was named by the project's previous explorers as an area thought to consist of only shallow and sporadic mineralisation. The Firefly geology team analysed the historical intercepts in this area and, after noting a prevalence of 4m composite assays in this zone and lack of structural information, decided to drill test the area more effectively.

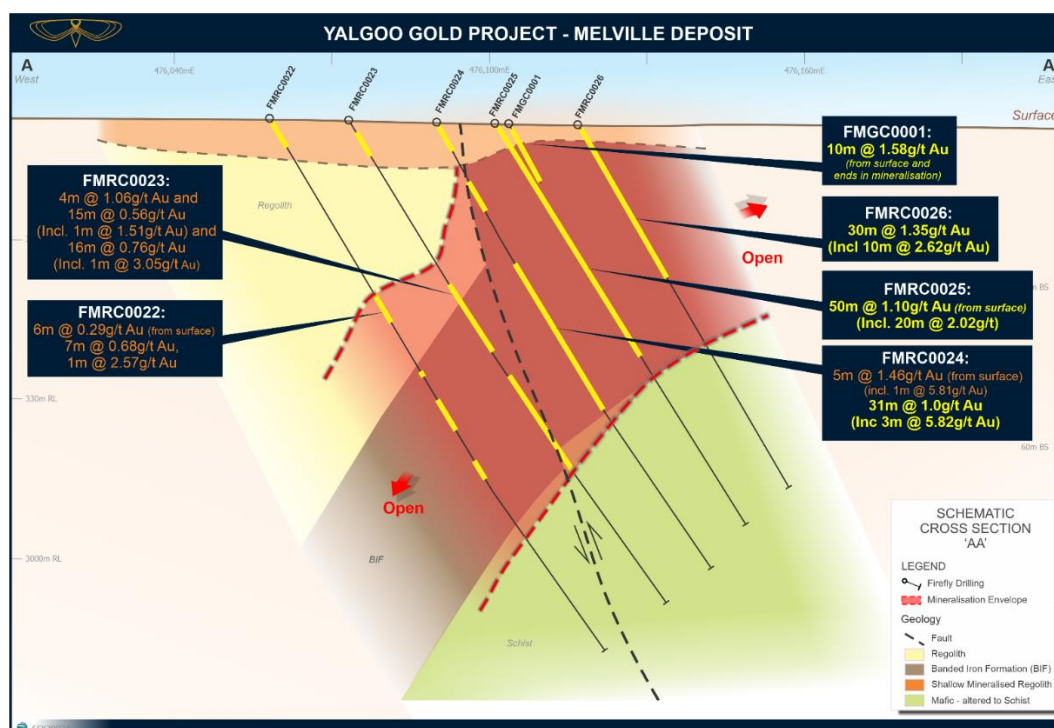
The results show the presence of a consistent wide and thick zone of gold mineralisation extending from surface as well as a progressive increase in grades towards the east (see Figure 3). The Firefly geology team have deduced that a local-scale minor structural offset has displaced the higher-grade component of the Melville Gold Deposit to the east in this area, reflecting the previous "saddle" theory.

Drilling to the east in this location should therefore yield further shallow wide intercepts, supporting the Company's aspiration to deliver a JORC 2012 resource upgrade for the Melville Gold Deposit.






**Figure 2.** Plan view of the Melville Gold Deposit with historical drilling, recent Firefly RC drill-hole locations and the wider mineralised Melville corridor which is being targeted by the current phase of drilling. Note that sections "AA", "BB" and "CC" are detailed in Figures 3, 4 and 5 respectively.



**Figure 3.** Cross-section "AA" through the Melville Gold Deposit looking north. Note the very thick and consistent mineralisation throughout the Melville BIF unit mineralised from surface.

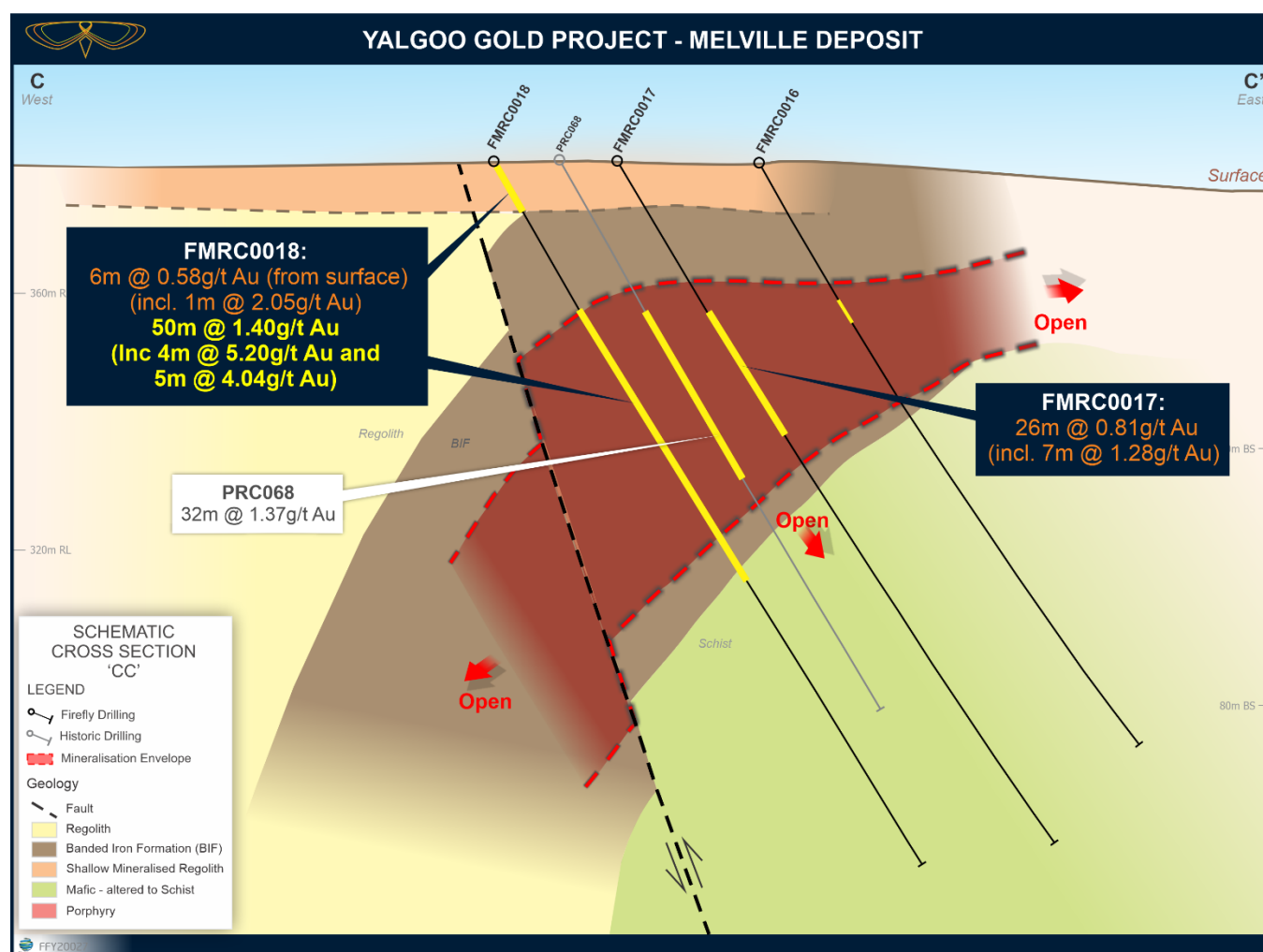
Drill-hole FMRC0011 completed the in-fill of the high-grade section detailed in the first campaign (ASX: FFR - 09<sup>th</sup> September 2020), illustrating both the shallow and broad nature of the Banded Iron Formation mineralisation, with a spectacular intercept of 24m @ 3.50g/t from 52m while also returning 5m @ 3.39g/t, including 2m @ 6.50g/t from 141m.

Importantly, the latter intercept is situated approximately 70m immediately down-dip of the very high-grade quartz-hosted high-grade intercept of 6m @ 244.91g/t, including 1m @ 1439g/t seen in drill-hole FMRC0008, illustrating probable continuity of the “structural” gold style of mineralisation noted at the Melville Gold Deposit and across the Yalgoo Gold Project (see Figure 4).



**Figure 4.** Cross-section “BB” through the Melville Gold Deposit looking north. Section illustrates the very high-grade intercepts in FMRC0008 from the first campaign for reference and the recently returned FMRC0011 drill-hole from the second campaign. FMRC0011 validates the broad shallow BIF-hosted mineralisation of the main Melville deposit (24m @ 3.50g/t from 52m) as well as the newly defined mineralised position further down-dip to the east (5m @ 3.39g/t from 141m including 2m @ 6.50g/t from 142m).

The subsequent 17 RC drill-holes were all drilled in and around the historical (JORC 2004) Melville Gold Deposit resource outline (Figure 2), further reinforcing the shallow high-grade gold mineralisation seen in previous holes as well as increasing the Company’s knowledge and understanding of the deposit geology and structural architecture.



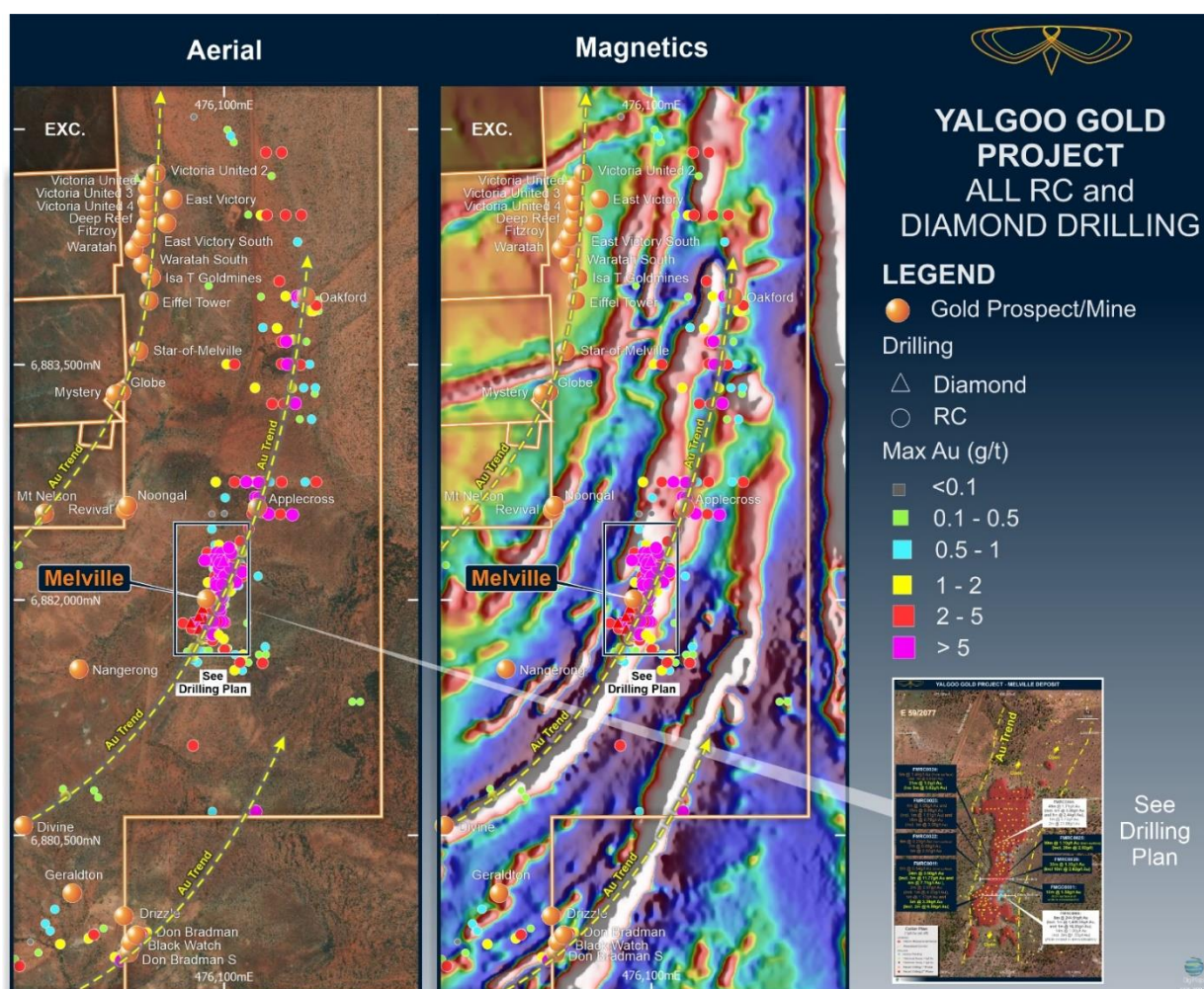
**Figure 5.** Cross-section "CC" through the Melville Gold Deposit illustrating the consistent geological units and thick shallow gold intercepts.

In addition to RC drilling at the Melville Gold Deposit, the Firefly geology team commissioned very high-resolution aerial photography and drone-based topographic control surveys over the main resource area and detailed processing of high-resolution geophysical magnetics data has also been completed.

Overlaying all available RC and diamond drilling on these two datasets provides a useful graphical representation of the scale potential of the larger Melville Gold Deposit as well as the surrounding "eastern limb" of the Yalgoo Gold Project (see Figure 6).

The third phase of drilling, for which assays are pending, is designed to significantly increase the footprint of mineralisation by targeting various areas adjacent and along-strike of the Melville Gold Deposit, including an area 500m to the north along the 4km long mineralised Melville corridor.





**Figure 6.** Plan view of all RC and Diamond drilling across the “eastern limb” of the Yalgoo Gold Project. The current Melville Gold Deposit is included as an inset (Figure 2) and for scale on the Aerial and Magnetics underlays. High grade (5g/t+) assays correlate very well with highly magnetic units (BIF) while the untested historical gold mines along the Victoria-United sit along a known contrast in volcanoclastic/mafic volcanics in the west. The potential scale of mineralisation, from simple strike extent from Melville through Applectross to Oakford over 2km to the north, as well as the multiple parallel magnetic units east and west of the Melville trend and undrilled high-grade workings represent an enviable target set for Firefly Resources to explore.

## Expansion of the Yalgoo Gold Project

During the Quarter, Firefly further consolidated its position within the Yalgoo Goldfield in Western Australia through the acquisition of the high-grade City of Melbourne Gold Mine situated on granted Mining Lease M59/57, within its 100%-owned **Yalgoo Gold Project** (see Figure 1).

The City of Melbourne Gold Mine (CoM) began operation in 1937 and produced 8,500oz at an average grade of 14.7g/t over a 4-year period<sup>1</sup>. The mine was briefly operated again in 1991 with no recorded production and then lay dormant until mining resumed in 2015, through to the present.

<sup>1</sup> All information detailed below is extracted from the document “Resource Report on the City of Melbourne, Lady Lydia South, Brilliant and Melville Deposits at the Yalgoo North Gold Project” prepared by Prosperity Resources Ltd and dated 1st April 2004. The document is publicly available via the WAMEX database as report A74013.



The historic inferred resource for CoM stands at **40,348t @ 5.90g/t for 6,602 ounces of gold (Historical Estimate)**.<sup>1</sup> Further information on the historic inferred resource is set out in the Company's ASX Announcement dated 16 December 2020. Investors are cautioned in that:

- the Historical Estimate is not reported in accordance with the JORC Code;
- a competent person has not done sufficient work to classify the Historical Estimate as a mineral resource or ore reserve in accordance with the JORC Code; and
- it is uncertain that following evaluation and or further exploration work that the historical estimate will be able to be reported in accordance with the JORC Code.

The CoM Gold Mine is currently operating as a small-scale underground operation employing hand-held mining methods and extracting high-grade gold from a consistent quartz "reef" narrow-vein gold system.

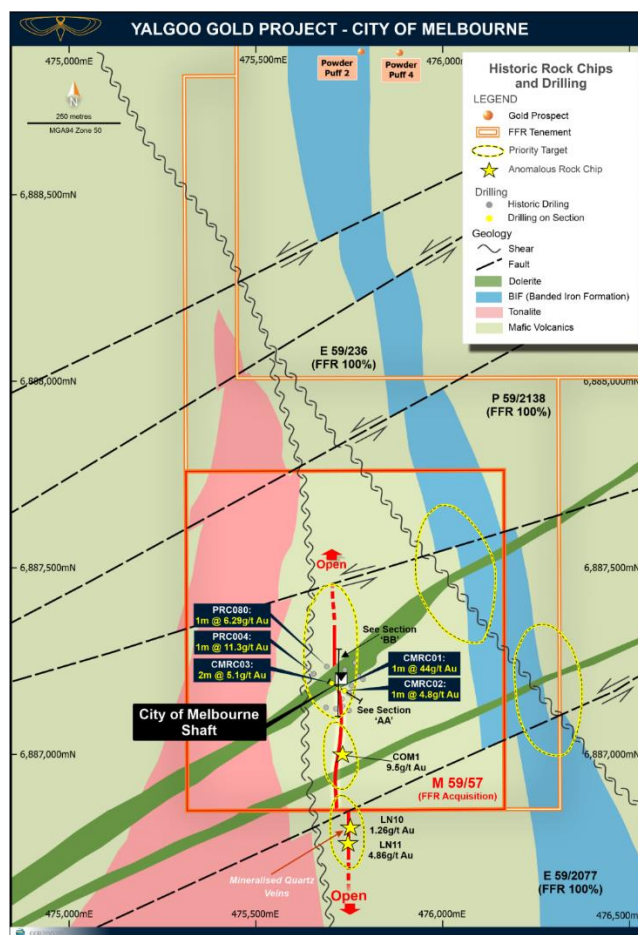
The gold mineralisation is associated with a north-south porphyry intrusive that has pushed in along a structural contact, analogous to the Company's neighbouring Melville Gold Deposit (see Figure 8), which has been the main focus of its drilling since acquiring the Yalgoo Project earlier this year.

The quartz reef ranges in width from 0.3m to 1.5m with recent reconciliations indicating an average mined grade of around 12-14g/t across a 1.5m wide working face consistently from 2015 to present. The mine is only very shallow with the deepest point of the mine at the base of the current vertical shaft around 39m below surface.

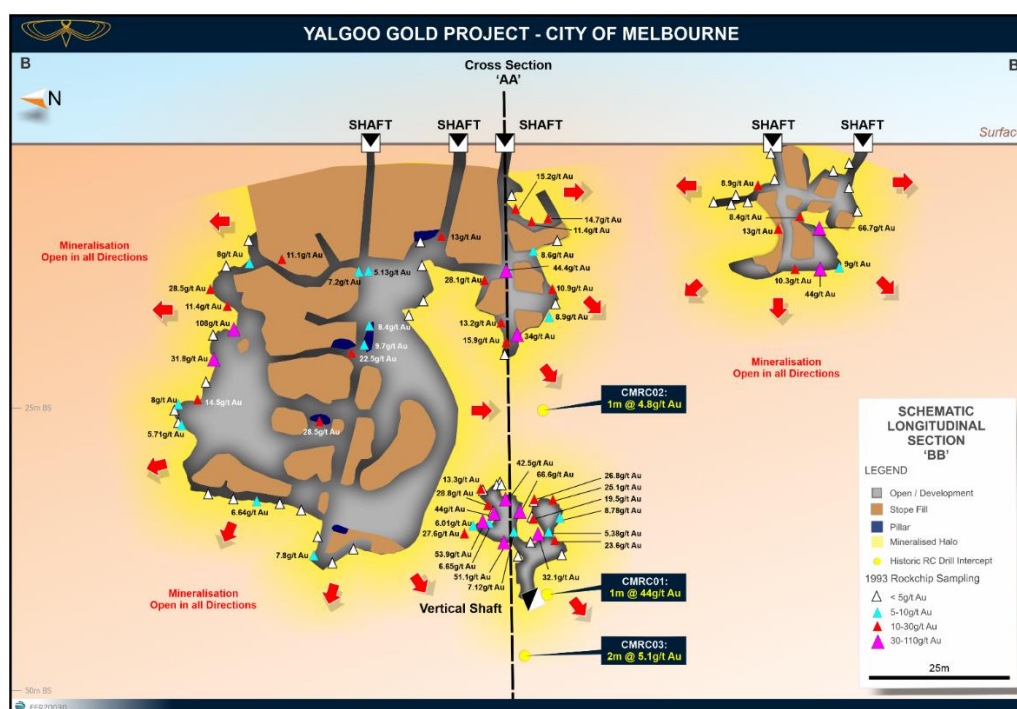
The CoM Gold Deposit sits to the north and directly along-strike of the kilometre-scale historical gold workings along the Victoria-United gold trend, a priority Firefly exploration target area directly adjacent and parallel to the Melville Gold Deposit which is intended to be the subject of the next round of exploration drilling starting early 2021.

The acquisition of the CoM Gold Mine and associated Mining Lease M59/57 gives Firefly complete coverage of a now minimum 4km long north-south gold trend (Victoria-United) running parallel to the adjacent 4km long Melville gold trend and Melville Gold Deposit.

Consideration for the CoM Gold Mine acquisition was \$200,000 cash to receive 100% ownership, with no underlying royalty.



**Figure 7.** Plan view of the City of Melbourne Gold Mine over geology. Note the numerous high-grade gold rock-chips and drill intercepts illustrating the along-strike potential as well as the numerous “walk-up” structural drill targets all on 100% FFR tenure.



**Figure 8.** Long section “BB” of the City of Melbourne Gold Mine. Note the abundant high-grade rock chips and limited drill intercepts illustrating the open potential along-strike, down-plunge and down-dip.

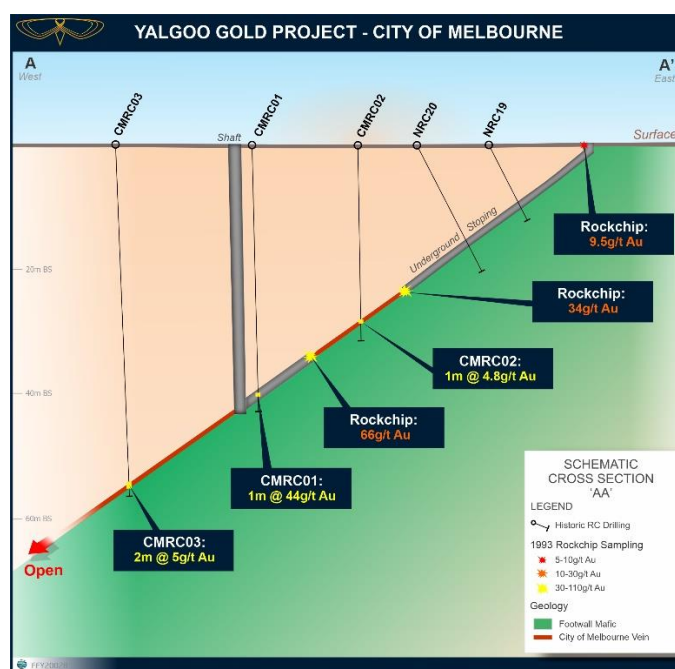


Figure 9. Cross-section "AA" through the City of Melbourne Gold Mine.

## PATERSON COPPER-GOLD PROJECT, W.A. (FIREFLY 100%)

The Paterson Project is located in the world-class Paterson Province of northern Western Australia and covers approximately 600km<sup>2</sup> across three separate tenement packages – northern, central and southern. Each tenement group sits in highly prospective locations either containing, or located directly along-strike from, existing copper-gold prospects.

The Paterson Province hosts several major copper and gold operations, including the Nifty copper mine and the world-class Telfer gold mine, and has more recently seen a number of exciting new copper-gold discoveries, at Winu (Rio Tinto) and Havieron (Greatland Gold, now joint ventured with Newcrest).

During the Quarter, Firefly has been working toward planning of surface activities over the Paterson Project, with specific focus on the shallow high-grade Wanderer Copper-Gold Prospect, including an inaugural drill program as well as on-ground sampling and geophysical targeting work.

Firefly has identified the Wanderer Copper-Gold Prospect – located in its Central Tenements project area, and first discovered by CRA in 1987 targeting basement-unconformity uranium deposits – as its key advanced prospect and initial "walk-up" drill target. Recent geophysical work has also highlighted the prospectivity of the Wanderer target and nearby areas and illustrated a number of coincident targets to be followed up.

## FORRESTANIA GOLD-LITHIUM PROJECT, WA (FIREFLY 100%)

Firefly owns a highly prospective tenement package covering a total area of >1,000km<sup>2</sup> in the Southern Forrestania Greenstone belt – one of Australia's last under-explored major greenstone belts.

The Southern Forrestania region has been overlooked as a gold exploration play, with many operators in the region focusing historically on nickel and base metal exploration despite ~1.2Moz of production from the Bounty Gold Mine.



Firefly's Forrestania tenure includes historical high-grade gold mines with mineralised rock dumps and geophysical extensions to proven high-grade gold structures.

No exploration activities were undertaken at the Forrestania Gold-Lithium Project during the December 2020 Quarter given the Company's focus on the identification and acquisition of more advanced gold exploration/development opportunities. A number of POWs are either already in place or in application for both the Crossroads and Kit Kat Gold prospects, giving Firefly the flexibility to progress these targets as required.

## **CORPORATE**

### **Planned Demerger of Non-Core Manganese Assets**

Following consultation with the Australian Securities Exchange (ASX), during the Quarter Firefly's directors resolved to demerge the Company's 100%-owned Oakover Manganese Project in Western Australia, subject to shareholder and other approvals.

The decision follows a thorough review of Firefly's assets that considered a range of options and ultimately concluded that the demerger via a standalone manganese-focused company would deliver optimal value to Firefly shareholders.

The proposed demerger will establish an ASX-listed manganese-focused company called Firebird Metals (FBM), with its own independent and experienced board and management team in place.

Subject to shareholder approval and the receipt of necessary waivers from the ASX, Firefly shareholders registered on the record date (to be advised in due course) will receive an in-specie distribution of 25M shares in FBM. It is intended that Firefly shareholders will also be given a priority entitlement to subscribe for FBM shares under the IPO. The nature and extent of the priority entitlement will be provided to Firefly shareholders in due course. Full details of the Oakover asset and the proposed demerger were provided in the Company's ASX Announcement dated 18 December 2020, with further announcements to be made in due course.

### **Share Placement**

During the Quarter, Firefly raised \$6 million through a strongly supported share placement to expand and accelerate its ongoing drilling and exploration programs at the Yalgoo Project.

The Placement, comprising the issue of 40 million fully paid ordinary shares at \$0.15 per share, was undertaken to existing and new sophisticated and professional investors. Several existing or strategic shareholders of Firefly subscribed for a total of \$3 million, or 50%, of the Placement.

The Placement price of \$0.15 per share represented:

- A 12% discount to the last traded price of \$0.17 per share;
- A 14% discount to the 10-day VWAP (\$0.175 per share); and
- A 9% discount to the 15-day VWAP (A\$0.165 per share).

The Placement Shares were allotted on 9 October 2020 under the Company's existing placement capacity pursuant to ASX Listing Rule 7.1 and 7.1A.

CPS Capital acted as Lead Manager to the Placement. A capital raising fee of 6% (excluding GST) on all funds raised was paid to the Lead Manager. Subject to shareholder approval, CPS Capital, or its nominees, will be granted a total of 16,000,000 Corporate Options post completion of the Placement at \$0.25 each with an expiry date of 18 months from the date of issue.

### **Coronavirus (COVID-19) Pandemic Update**

Firefly is continuing to proactively manage the impacts of the Coronavirus pandemic through the implementation of measures aimed at ensuring the safety of its personnel and the public.

The measures implemented across the Company are designed to ensure that all relevant activities can continue to allow Firefly to progress its current exploration and corporate activities with minimal impact to its staff and contractors and at the lowest possible cost.

To date there has been no significant impact on the Company or its exploration activities.

### **Financial Position**

Firefly Resources had total cash reserves of \$6.3 million as at 31 December 2020.

### **Summary of Cashflows**

The Quarterly Cashflow Report is prepared on a consolidated basis and includes the cash inflows and cash outflows of Firefly and its subsidiaries. Cash and cash equivalents were \$6.3 million at the end of the quarter compared to \$2.6 million as at 30 September 2020.

Exploration and evaluation expenditure for the Yalgoo Gold Project's ongoing drill program resulted in cash outflows of \$900K in the quarter, whilst exploration expenditure on the Forrestania Gold Project and the Paterson Copper-Gold Project was approx. \$76K and \$29K respectively. Other exploration expenditure came up to approx. \$42K for the quarter.

Staff costs remained low at approx. \$33K whilst administration and corporate costs were higher at approx. \$451K in the quarter due to completion of the full year audit, transaction costs for the acquisition of the City of Melbourne Gold Mine and commencement of the demerger process for Firebird Metals Pty Ltd.

Payments to Related Parties of the Company and their associates comprised director fees and superannuation of approx. \$43K.

Authorised by:  
Simon Lawson

**Managing Director and CEO**

### **Investor Inquiries**

Firefly Resources Limited  
08 9322 2338

[info@fireflyresources.com.au](mailto:info@fireflyresources.com.au)

### **Media Inquiries**

Read Corporate  
Nicholas Read  
08 9388 1474

[nicholas@readcorporate.com.au](mailto:nicholas@readcorporate.com.au)

### Competent Persons Statement

The information in this announcement that relates to Exploration Targets, Exploration Results, Mineral Resources or Ore Reserves is based on information reviewed, collated and compiled by Mr Simon Lawson, a full-time employee and the Managing Director of Firefly Resources Ltd. Mr Lawson is a professional geoscientist and Member of The Australian Institute of Mining and Metallurgy and has sufficient experience relevant to the style of mineralisation and type of deposit under consideration, and to the activity which has been undertaken, to qualify as a Competent Person as defined in the 2012 Edition of the Joint Ore Reserves Committee (JORC) Australasian Code for Reporting of Exploration Results, Mineral Resources, and Ore Reserves. Mr Lawson consents to the inclusion in this announcement of the matters based on this information in the form and context in which it appears.

Additionally, the information in this report that relates to Exploration Results is extracted from the Company's following ASX announcements:

- 16th December 2020 - Firefly Acquires High-Grade Historical Gold Mine in Yalgoo
- 1st December 2020 - More standout high-grade intercepts at Melville Gold Deposit
- 11th November 2020 - More thick shallow gold intercepts at Melville Gold Deposit
- 16th September 2020 - Wide, shallow gold and more high-grade hits at Yalgoo
- 7th September 2020 - Spectacular gold hits from maiden drill program at Yalgoo
- 11th August 2020 - Firefly enhances Yalgoo Project with strategic acquisition
- 24th June 2020 - Transformational Acquisition of Yalgoo Gold Project, WA

The Company confirms that it is not aware of any new information or data that materially affects the Exploration Results information included in the Announcements. The Company confirms that the form and context in which the Competent Person's findings are presented have not been materially modified from the Announcements.



**Table 1 – Tenements as at 31 December 2020**

Projects	Tenement Number	Area (blocks)	Registered Holder	Status	Interest
Forrestania	E74/586	20	Firebird Metals Pty Ltd	Granted	100%
Forrestania	E74/591	69	Firebird Metals Pty Ltd	Granted	100%
Forrestania	E74/627	4	Firebird Metals Pty Ltd	Granted	100%
Forrestania	E74/2313	5	Firebird Metals Pty Ltd	Granted	100%
Forrestania	E74/2345	20	Firebird Metals Pty Ltd	Granted	100%
Forrestania	E74/2346	20	Firebird Metals Pty Ltd	Granted	100%
Forrestania	E74/2348	70	Firebird Metals Pty Ltd	Granted	100%
Forrestania	E77/2364	20	Firebird Metals Pty Ltd	Granted	100%
Forrestania	M77/549	73.53 HA	Firebird Metals Pty Ltd	Granted	100%
Oakover	E52/3577	54	Firebird Metals Pty Ltd	Granted	100%
Edgerton	E52/3756	4	Firefly Resources Limited	Granted	100%
Paterson	E45/5358	68	Firefly Operations Pty Ltd	Granted	100%
Paterson	E45/5391	173	Firefly Operations Pty Ltd	Granted	100%
Paterson	E45/5396	76	Firefly Operations Pty Ltd	Granted	100%
Paterson	E45/5397	51	Firefly Operations Pty Ltd	Granted	100%
Paterson	E45/5407	87	Firefly Operations Pty Ltd	Granted	100%
Paterson	E45/5718	48	Firefly Operations Pty Ltd	Application	-
Yalgoo	E59/2077	24	Yalgoo Exploration Pty Ltd	Granted	100%
Yalgoo	E59/2140	37	Yalgoo Exploration Pty Ltd	Granted	100%
Yalgoo	E59/2230	11	Yalgoo Exploration Pty Ltd	Granted	100%
Yalgoo	E59/2252	34	Yalgoo Exploration Pty Ltd	Granted	100%
Yalgoo	E59/2284	6	Yalgoo Exploration Pty Ltd	Granted	100%
Yalgoo	E59/2295	47	Yalgoo Exploration Pty Ltd	Granted	100%
Yalgoo	E59/2363	1	Yalgoo Exploration Pty Ltd	Granted	100%

Projects	Tenement Number	Area (blocks)	Registered Holder	Status	Interest
Yalgoo	E59/2264	45	Yalgoo Exploration Pty Ltd	Granted	100%
Yalgoo	M59/358	185.15 HA	Firefly Resources Limited	Granted	100%
Yalgoo	M59/384	98.185 HA	Firefly Resources Limited	Granted	100%
Yalgoo	P59/2040	64 HA	MMPS Pty Ltd	Granted	100%
Yalgoo	P59/2042	2 HA	MMPS Pty Ltd	Granted	100%
Yalgoo	P59/2086	39 HA	Firefly Resources Limited	Granted	100%
Yalgoo	P59/2087	119 HA	Firefly Resources Limited	Granted	100%
Yalgoo	P59/2134	4.04 HA	Firefly Resources Limited	Granted	100%
Yalgoo	P59/2138	48.82 HA	Yalgoo Exploration Pty Ltd	Granted	100%
Yalgoo	P59/2158	43.74 HA	Yalgoo Exploration Pty Ltd	Granted	100%
Yalgoo	M59/57	75.54 HA	J.P. Addink	Granted	100%
Yalgoo	E59/2456	8	Firefly Resources Limited	Application	-
Yalgoo	E59/2457	49	Firefly Resources Limited	Application	-
Yalgoo	E59/2458	38	Firefly Resources Limited	Application	-
Yalgoo	E59/2459	40	Firefly Resources Limited	Application	-
Yalgoo	E59/2460	41	Firefly Resources Limited	Application	-
Yalgoo	E59/2468	4	Firefly Resources Limited	Application	-
Yalgoo	E59/2469	3	Firefly Resources Limited	Application	-
Yalgoo	E59/2470	3	Firefly Resources Limited	Application	-
Yalgoo	E59/2471	2	Firefly Resources Limited	Application	-
Yalgoo	E59/2478	46	Firefly Resources Limited	Application	-
-	E45/5831	8	Firefly Resources Limited	Application	-
-	E52/3894	24	Firefly Resources Limited	Application	-
-	E52/3891	18	Firefly Resources Limited	Application	-
-	E46/1372	46	Firefly Resources Limited	Application	-

**Table 2 – Tenement Changes for the December 2020 Quarter**

Changes in Tenements	Tenement Number	Nature of Interest	Interest at beginning of quarter	Interest at end of quarter
Interests in mining tenements lapsed, relinquished or reduced	E77/2600	Relinquished	Application	Nil
Interests in mining tenements acquired, transferred or increased	M59/57	Acquired	Nil	100%
	E45/5831	Application	Nil	-
	E52/3894	Application	Nil	-
	E52/3891	Application	Nil	-
	E46/1372	Application	Nil	-